

---

# iFast™ Web

---

Enhancing the advisor experience



---

# Better access to your data

---

Access your iFast data where, when and how you want it in a clean, streamlined environment that is intuitive and easy to navigate.

Allow advisors to view their entire book of business in one location, where information and full reporting capabilities are available with just a few clicks.

Instantly view, download and share key reports, statements and tax slips using advanced smart search technology and dynamic filtering techniques.

Reduce time spent on administration and make it easier for your clients to do business with you through the provision of numerous self-service tools that are flexible and customizable to suit your users needs.

Benefit from new features, modifications or enhancements made by other users thanks to our shared platform.



# Smart and simple

The screenshot displays the iFast Web dashboard for a user named JOCELYN MORIN. The interface is organized into several sections:

- ACCOUNT:** JOCELYN MORIN, NON-REGISTERED • 6633697001 • \$15,204.95 CAD.
- Holdings:** A table listing fund holdings with columns for FUND, CLASS, CURRENCY, UNITS, NAV, MARKET VALUE, ACB, and DSC.
- Trades and Transactions:** A section for tracking trades and transactions, currently showing 'Pending Trades (0)'.
- Tools and Reports:** A sidebar containing links to various tools and reports.

FUND	CLASS	CURRENCY	UNITS	NAV	MARKET VALUE	ACB	DSC
NCE517	Front-End	CAD	998.5107	12.8895	12,870.28	10,934.73	N/A
NCE117	DSC - Corp	CAD	217.7993	12.2223	2,662.01	1,915.75	\$100.82
NCE536	Front-End	CAD	0.0000	7.1882	0.00	0.00	N/A
NCE136	DSC - Corp	CAD	0.0000	4.1352	0.00	0.00	N/A

**Tools and Reports:**

- Free Units
- Historical Values
- Hypothetical Calculator
- Maturing Units
- Gain Loss
- Ad Hoc Statements

**Statements and Slips:**

- Produce an Ad-Hoc Statement

**Trades and Transactions:**

Pending Trades (0) **Transactions**

YTD

## What is it?

iFast Web is a browser-based application that provides advisors with instant access to key fund and account information in a secure online environment. The responsive, adaptive design layer ensures optimal performance across multiple devices and browsers, resulting in a smooth, organized and efficient experience.

## Dynamic views

The dashboard style home page is organized primarily in two dynamic views – Account and Advisor. From the Advisor view, advisors can assess their entire book of business and review accounts and assets, trades and transactions, as well as compensation information, such as trailer fees and commissions.

## How it works

Using core data from our iFast record-keeping system, the intuitive website puts user-friendly features at your fingertips, allowing you to save time on administrative tasks and focus on supporting your clients and growing your business.

## White labelling

Configure and customize the site to ensure your brand is properly reflected. Modify the look and feel according to your own needs, from adding your corporate colour palette to personalizing the terminology and labelling that is unique to your business. Select the views and columns you wish to see for the modules you need.

## Smart search & dynamic filtering

Advanced smart search functionality remembers your search history and predicts what you are looking for to help increase efficiency. Smart search also allows you to configure your search across multiple identifiers, while the dynamic filtering capability ensures advisors instantly find and easily narrow data to their individual requirements. The enhanced reporting features provide key reports, statements, and tax slips in minutes.

# Your information. Your way.

## Account view

From the Account view, you can use tools such as the hypothetical redemption calculator, DSC free unit reporting and capital gain and loss reporting to help reduce the time it takes to get the information you want.
















Be better prepared to serve clients with key reports, statements and slips that are fully customizable and readily accessible through the Account dashboard.

The smart search functionality and advanced filters make it easy to obtain the information you need when you need it. A full suite of self-service reports including Free Units, Historical Values, Capital Gains and Losses and Maturity Schedules can be organized by fund, date or transaction type. You can even create and configure Ad Hoc Statements organized by holdings and transactions to show data sets that are specific to you. With this level of flexibility, you can quickly navigate, view and download your reports for further analysis and instant sharing.

## Key features

Modernized user interface	Enhanced navigation experience	Comprehensive mobile support for tablets	View book of business in one convenient location
Instant self-service reporting	Export, save and print your data	Smart search functionality	Narrow data and results with advanced filters
Available in both English and French	White labelled for personalized branding	Improved compensation information	Shared platform offers shared benefits

Determine next steps and plan with confidence with the Hypothetical Redemption Calculator. Run redemption scenarios on account levels to calculate elements such as DSC fees, Taxes, Net Amount and more to ensure you are armed with the right information to help you plan and make smart, informed decisions.

							
Portfolio Overview	DSC Free Units	Historical Values	Maturing Units	Ad Hoc Statements	Capital Gain Loss	Hypothetical Redemption Calculator	
							
Tax Receipts	Account Snapshot	Money Weighted Rate of Return	RRSP Summary	TFSA Summary	RESP Summary & Detail	Registered Transfer	Distribution Details



# Get the full picture

## Advisor View

Advisors can view their entire book of business in one convenient 'My Book of Business' location that displays account details from multiple rep codes. From here, customized reports can be generated for either a full book of business or individual representative codes, and can simply be downloaded to PDF or excel format for further analysis.

Advanced reporting capability means advisors can easily run reporting for Assets under Management, Capital Gains and Losses as well as DSC fee and free unit amounts filtered by date range. With trades and transactions, Advisors are also able to amalgamate their accounts and drill down for further details on transactions that are pending and posted to obtain a full picture of transaction history by account in real time.

On demand compensation information ensures advisors are fully informed of the status of commissions and trailer fees by fund for any given date range.

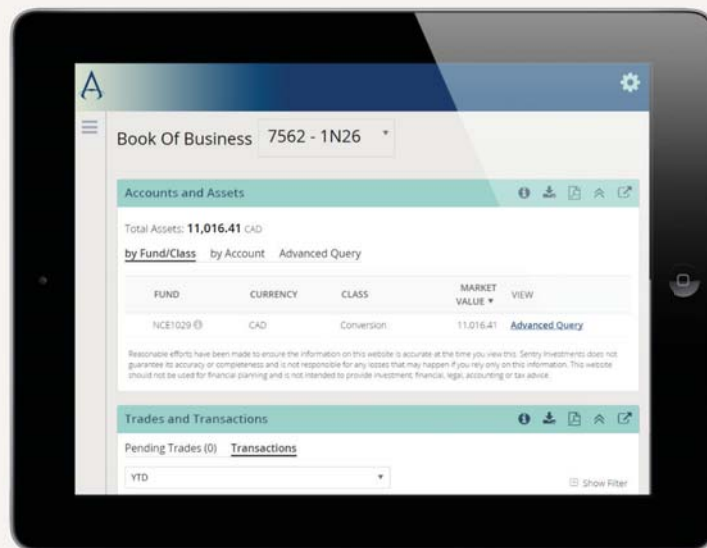
The screenshot displays the iFast Web Advisor View interface. The top navigation bar includes the ADELAIDE logo and a settings icon. The main content area is divided into several sections:

- ACCOUNT:** A sidebar on the left with a search bar and a list of accounts.
- BOOK OF BUSINESS:** A dropdown menu showing the selected account: 7520 - 55X.
- Accounts and Assets:** A section showing the total assets of 29,042.70 CAD. Below this is a table with columns: FUND, CURRENCY, CLASS, MARKET VALUE, and VIEW. The table lists several funds, including NCE717, NCE705, NCE305, and NCE317, all in CAD currency, with their respective market values and links to 'Advanced Query'.
- Trades and Transactions:** A section showing pending trades. It includes a table with columns: TRADE DATE, ACCOUNT, XREF, TRANSACTION TYPE, FUND, CLASS, CURRENCY, and UNIT. The table lists two trades from 02/02/2015, both for distribution, with fund NCE305 and NCE317, and units of 8.37 and 1.17 respectively.
- Compensation:** A section showing commissions and trailer fees. It includes a table with columns: PAID DATE, FUND, CLASS, CURRENCY, HOLDINGS, and TRAILER FEE. The table lists four payments from 30/06/2015, with funds NCE705, NCE305, NCE717, and NCE317, and trailer fees of 0.30, 25.65, 0.48, and 31.36 respectively.
- Advisor Profile:** A sidebar on the right showing the advisor's name (JOHN SMITH), branch (BMO TRUST CO), and contact information.
- Reports:** A sidebar on the right with links to various reports, including Transaction History, Trailer Fees, Realized Capital Gains and/or Losses, Unrealized Gain/Loss Report, Free Units, Matured and DSC, and Assets Under Management.

## On the Go?

Mobile devices are transforming the way we work in the financial services industry. Advisors are on the go and increasingly rely on mobile devices to stay connected and gain access to the information they need.

iFast Web provides full mobile support for a range of tablets including iPad, Blackberry PlayBook and Samsung Galaxy (7" or higher), with full support for Chrome, Internet Explorer (IE8 or higher), Safari and Firefox. The responsive, adaptive design layer ensures optimal touch screen performance.



# More reasons to choose IFDS

## Global perspective and local knowledge

IFDS core technology and service solutions are used globally, with operation centres across Canada, Europe, and Asia-Pacific. As a subsidiary of State Street Corporation and SS&C Technologies, we are backed by a multi-billion dollar global enterprise with more than 40 years of experience in financial data processing.

## Continuous research and development

Our core software offering, iFast™ is an industry-leading, multi-lingual and multi-currency record-keeping system that provides the technological backbone for some of the most important product innovations in the investment, insurance, and deposit-taking industries.

## Client-centered service and relationship management

When you choose IFDS, you'll experience our client-centered partnership service model. We create solutions that fit your needs and continuously invest in strengthening our people and technology. Your IFDS team includes a Relationship Manager who develops a deep, strategic understanding of your business and a Client Services support team that works closely with you day in and day out to ensure our partnership is always working in sync.

## About Us

With its global headquarters in Toronto, Canada, International Financial Data Services (IFDS) is a world-leading provider of outsourcing and technology solutions to the financial services industry.

IFDS services over 240 financial organizations around the world, providing solutions to a wide range of global asset managers, wealth managers, banks, and insurance companies. With over 1700 employees and partners located throughout Canada, Europe, and Asia-Pacific, the IFDS enterprise supports more than 18 million accounts with AUA of more than CDN \$4 trillion.

IFDS is a 50/50 joint venture between Boston-based State Street Corporation, one of the world's leading providers of financial services to institutional investors, and Connecticut-based SS&C Technologies, a global provider of investment and financial software-enabled services and software for the global financial services and healthcare industries.

For more information, please contact:

John Bennett  
Chief Revenue Officer  
IFDS Canada  
30 Adelaide Street East, Suite 1  
Toronto, ON M5C 3G9

+1 416-506-8013 | [jbennett@ifdsgroup.com](mailto:jbennett@ifdsgroup.com) | [ifdsgroup.com](http://ifdsgroup.com)

International Financial Data Services (Circle and Line Design) is a trade-mark owned by International Financial Data Services and is registered in Canada



**INTERNATIONAL FINANCIAL**  
DATA SERVICES